



The Newsletter of Quilters

Needle Notes

September 2014

Countdown to the Quilt Show

President's Notes — Trudy Wallace

Officers & Committees

Officers

President

Trudy Wallace 940-886-8065

1st Vice President (Programs)

Trudy Wallace 940-886-8065

2nd Vice President

(Workshops)

Kathy Cremeens 940-696-1742 and

Melissa Collier 940-636-5198

3rd Vice President

Lucy Bonnin 580-479-5553

Treasurer

Jane Benson 940-704-6076

Secretary

Cheryl Neale 940-692-6708

Membership

Lucy Bonnin 817-821-1572

Committees

Comfort Quilts

Stephanie Siekierski 940-692-8806

Newsletter

Brenda Odom 940-696-2113 c940-781-7129

brenda.odom@sbcglobal.net

Quilt Show Chair

Audrey Bee 940-761-1018

WebMaster

Audrey Bee akbee@sbcglobal.net

Annual Yearbook

Melissa Taylor 940-691-1507

Red River Quilter's Guild

www.wichitafallsquiltguild.org/

Hi Quilters,

Be thinking about how you would like to serve in the coming 2014-2015 year for our guild. Many opportunities are out there, as we will be electing new officers soon.

It is truly an exciting time in the "FALLS" as we get to showcase our best in the quilt show.

Thanks to all for their tremendous help and support.

We should have a short board meeting prior to our general meeting, so officers plan on being a few minutes early.

Trudy Wallace

Quilting is powerfull

It gets rid of

Depression,

Relieves anxiety,

And improves

Creative thinking.

Be powerful!

Wish Upon A Quilt

HAPPY BIRTHDAY !



**September
Members!****

Donna Roth 09/09

Lou Sheid 09/02

Sue Walker 09/02

Reminder:

The next RRQG meeting will be on **Monday, Sept. 8th at 6:30 p.m.** at Notre Dame Elementary

Cafeteria. Encourage your sewing friends to join us.

Also, please remember to put your chair up at the end of the meetings and pick up any trash you may have left. If you are not physically able to lift, please ask a fellow quilter or one of the officers for assistance.

Note from the editor:

The treasure's report was unavailable at press time, Hopefully the report will be available at the September meeting.

Quilted Comfort — Stephani Siekierski **

It's been a busy summer already, and getting ready for our quilt show is going to heat things up. There are all sorts of ways to help out with a minimum of your time, or lots of time if you have it. Workshops for the Quilter's Emporium table have already taken place and are scheduled to recur again in both August and September. Beyond that of course, is getting your own quilts ready to show, primed and labeled for hanging. Lists are present at our meetings so you can volunteer to help with the quilt show in your own way and with the time you have available. Many hands make light work. Audrey has handled the work for the quilt show masterfully and without hangar or complaint. Do your part and make friends along the way. Fellow quilters make great friends.

Comfort quilts are a little low, probably reflecting members on summer vacation, or just plain having heat stroke (common in TX). Not to worry, we will be back to "batting" those numbers up in no time. Try to think of the joy your quilt could make to a little kiddo or a family in need, reaping the benefits of what you stitch. I know I will never look at comfort quilts the same again, having had the reward of passing forward many quilts stitched by our generous guild members.

At our monthly meeting, feel free to come over to the Comfort Quilts table. We have available easy quilt kits bagged and ready for a fast get-away, also quilts already stitched with backing and binding that are ready for quilting. Perhaps you can add binding to a quilt that just needs that finishing touch. Remember to contact me if you are quilting our quilts and would like batting as the Guild has batting available by the roll.

Stephani Siekierski

Please Welcome New Members

Shonna Knabe misskat9@aol.com

Pam Schenk auntpamscloset@henriettasolutions.com

Donna Knapp dmknapp@sbcglobal.net

Upcoming Quilt Show

Trinity Valley Quilters' Guild of Fort Worth, 32nd Annual Quilt Show. Friday and Saturday, September 19th and 20th, 10 a.m. to 5 p.m. Amon Carter Hall, Will Rogers Complex. Over 200 quilts, Vendor Mall, Live Quilt Auction Saturday, Member Challenge, Donation Quilt Drawing.

Upcoming Workshops — Kathy and Melissa **



There is a bylaw for a minimum of 5 participants to make a workshop, please sign up to attend so our workshops make. The instructors do a lot of work in preparation for a successful workshop.

September 20th-”Kathleen’s Choice” by Kathleen Roseboom

Kathleen Roseboom will be our September 20th instructor. She will present “Kathleen’s Choice” which I am sure will be amazing. Kathleen will have more information in September. There will not be a workshop in October due to the Quilt Show. Please mark your calendars for the workshop in September. As has been said before, we are so blessed to have willing knowledgeable members to teach us the art of quilting. Thank you to all!!

Happy Quilting – Kathy and Melissa

Show and Tell

1. Frances Brackeen

2. Debbie Griffith

3. Dinah Redmon

4. Paula Gordon

5. Debra Boring

6. Brenda Odon

7. Kathy Cremeens

8. Janis RuBane

9. Audrey Bee

10. Joanna McGrath

11. Mildred Baggett

12. Stephanie Sierkierski

13. Linda Salmon

Baby Quilt & Cobblestones

Spool Quilt

Blue & White Sands of Time

Diamond Stars

Autumn Ablaze

Buckeye Beauty

String Quilt

Cats at the Movies

Quillo

Texas Sunset

3 Market Bags

Christmas Gifts Quilt

Handbag

August Show & Tell Booklet available at the sign in table.

Some pictures are uploaded to the Red River Quilt Guild web site.

www.wichitafallsqiltguild.org/



Advertisement

"FOR SALE:

Husqvarna Viking #1+(plus)
Embroidery Sewing machine,
excellent condition. Several
Disc, manuals, hoop, program, etc.

Asking
\$350.00.

Call Ronny 940-631-8855."

For Sale

Husquarna Viking Designer SE

Gently loved sewing/embroidery machine comes with all the standard accessories.
Comes with lots of stitches including quilting stitches. Multiple designs stored on machine and jump drive.
Comes with 2 hoops plus the Mega Hoop.
Purchased in 2011 from Frances Brakeen.



Extras that I have purchased:

Do All Quilters Hoop (6"x6")
Straight Stitch Plate
Sew Steady Extension Table
20 Bobbins

Contact Linda Salmon 940-867-8188
for more info.

Minutes for August 5, 2014

President Trudy Wallace called the meeting to order at 7:00 PM. A motion was made by Donna McDonald and seconded by Janis RuBane to approve the minutes as posted in the newsletter. The Treasurer's Report had an error and it has been corrected and will be submitted at the September meeting.

Jayne Wiist gave the Miniature Quilt report and showed several miniatures that had been completed. More quilts are needed and members were encouraged to make one. Jayne also showed some items for the Guild Emporium.

Kathy Cremeens announced the workshops for August and September. The Monterrey Medallion Quilt workshop by Frances Brackeen will be August 16, 2014 and the Kathleen's Choice workshop by Kathleen Roseboom will be September 20, 2014. The book for the Monterrey Medallion is back in print, so participants will need to purchase the book at \$18.00.

There were 51 members present and 5 visitors. Jody Smith, Barbara Fangman, Joanne Stone, Janis RuBane, and Vicki Gilmore won door prizes.

Donna McDonald asked for help with the arrangement of the quilt blocks for the Wichita Falls Community Quilt. Members were asked to come to the Museum on Monday and Tuesday, August 11, 12, 2014 at 10:00 AM.

Stephani Sierkierski reported on Comfort quilts, which were given to Patsy's House and the Red Cross.


Caroline Miller reported on the Guild Emporium. She distributed pillowcase kits to members to complete for the Emporium.

The meeting was adjourned.

The program was the Quilt Show 2014. Audrey Bee gave the program.

Submitted by Ruth Lavy for Cheryl Neale, Secretary


Upcoming Programs — Applique



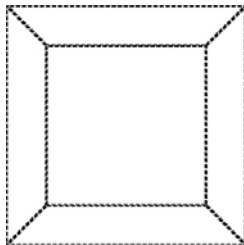
Kathy Cremeens will be demonstrating Turn Applique, there will also be machine applique.

Guild Block -- 2014 Quilt Show

The guild block for 2014 will represent our membership. The focus of the block should be something that depicts you or something you like. It can be cats, dogs, ice cream, food, bees, anything you want. The focus fabric will be framed by a coordinating light and dark fabric. Some examples are:



The block will be 12" finished, quilted and bound. The center block will be 8" finished and will have a 2" split frame around it. If you can make a mitered corner, make the first version. If you cannot make a mitered corner, make the second version using half square triangles. After completing your block, add backing and batting, quilt and bind. If you wish, add your name to the front of the block, perhaps somewhere in the border.



After completing your block, add backing and batting, quilt and bind.

If you wish, add your name to the front of the block, perhaps somewhere in the border.

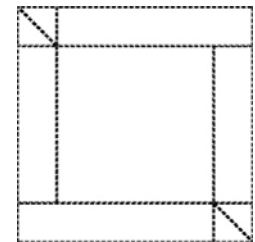
Mitered Corner Version:

Focus fabric: Cut one at 8-1/2" x 8-1/2" square

Dark fabric: Cut 2 strips at 2-1/2" x 14"

Light fabric: Cut 2 strips at 2-1/2" x 14"

Sew the dark strips on the left and the bottom.



Half Square Triangle Version:

Focus Fabric: Cut one at 8-1/2" x 8-1/2" square

Dark and light fabrics (cut each)

Cut 1 strip at 2-1/2" x 8-1/2"

Cut 1 strip at 2-1/2" x 10-1/2"

Cut 1 square at 3" (or 2-7/8")

Sew

dark 2-1/2" x 8-1/2" strip to left side of focus block

light 2-1/2" x 8-1/2" strip to right side of focus block

Half Square Triangle Version, con't.

HSQ

Draw a diagonal line on the light 3" square

Place 3" light and 3" dark right sides together

Sew 1/4" on each side on the line. Cut on the line.

Makes 2 HSQ

Press to the dark. Trim to 2-1/2" square.

Sew 1 HSG to left side of light 10-1/2" strip, light fabric to light fabric and dark fabric on bottom side.

Sew to top of block

Sew 1 HSQ to right side of dark 10-1/2" strip, dark

fabric to dark fabric and light fabric on the top. Sew to bottom of block.

Quilt Show Report — Audrey Bee — September 2014

QUILTING IN THE FALLS

October 3- 4, 2014

COUNTDOWN TO QUILT SHOW. In only 41 days from the day I write this, and about half that by the time you read this, the quilt show will be here. It will be a mere 16 days from the September guild meeting. Are you ready?

At the August guild meeting we had 45 quilts turned in. Between the guild meeting and the following Saturday deadline, another 61 were received, giving us a total of 106 quilts. Some of you are finishing your quilts, so please have them finished by the October 1 turn-in date. Each quilt needs a label but sleeves are not needed. Quilts will be pinned to a sleeve on the poles. Quilts should be clean, free of pet hair, and odor free.

October 1 (Wednesday): Quilts must be turned in between 10:00 a.m. and 6:00 p.m. at the home of Janis RuBane, 1540 Hayes, Wichita Falls. Each quilt must be in a separate pillowcase with your name and phone number written or pinned on the pillowcase. You will receive a receipt which must be presented to pick up your quilt after the show.

October 2 (Thursday): Set-Up Day. We will start the day with building the frames on which we will hang the quilts. Then we hang the quilts, prepare the guild areas and help the vendors get situated. A time schedule will be printed in the next newsletter. The judge will judge the quilts after they are hung, will provide written comments on each quilt, and will award the ribbons.

October 3-4 (Fri & Sat): Our show! Volunteers are needed to assist in various places throughout the show to help ensure our guests have a pleasant experience and that our quilts and vendors are safe. Appraisals will be by appointment and there are still times available. If you want a quilt appraised, please let me know.

At the August Guild meeting the members were quite helpful in cutting, taping, stapling, gluing, folding, and otherwise helping with the various set-up and hand-out items for the quilt show. Many thanks to the members who donated items and/or time to help with this preparation.

What's left? We still need some items for the Coffee Can Auction. These should be nice items that attendees will want to win. Tickets for the Coffee Can Auction will be 1 for \$1 or 6 for \$5. You buy what tickets you want then place one or more tickets in the can of the item(s) you want to win. At the end of the day a ticket will be drawn and you could be the winner of the item! The fat quarters will be part of the Coffee Can Auction, and we have a few other items. But, we need more. Please bring a nice item to donate for this.

Also needed are more *miniature quilts* for the auction (give to Jayne Wiist); *member blocks*, if you haven't turned yours in yet (give to Laura Hammond); and *crafty items for the Emporium* (give to Carolyn Miller).

To help promote the quilt show, we are having 20 yard signs made. If you live on a busy street or have access to a high traffic area, please pick up a sign. We will have them at the September guild meeting.

Last but not least, we need volunteers to sign up to help at the show. Several of you signed up at the last meeting but we need more. I know the members of this guild show up and help, and knowing ahead of time who will be where is a huge help. Please sign up at the September meeting and let us know where you would like to help.

The next meeting will be Monday, September 15 at 6:00 at Studio Bee. The meeting is open to everyone.

Respectfully submitted,

Audrey Bee, 940-761-1018, akbee@sbcglobal.net

Mini Quilts Auction

A miniature quilt is not just a small quilt, but a miniature version of a larger quilt. The outside perimeter is not to exceed 100" and the blocks of a pieced miniature must not exceed 4". It can be either hand-quilted or machine-quilted.

Entrant's Name _____

City, State _____

Area Code/Phone Number _____

Quilt Size Length _____ Width _____

Name of Quilt _____

Pieced by _____

Quilted by _____

Bound by _____

Description of Design _____

**Give information to help
the auctioneer describe**

Purchased by _____ Amount Paid _____

Complete the form and turn it in with your miniature quilt to Jayne Wiist.