



The Newsletter of Quilters

Needle Notes

August 2014

Countdown to the Quilt Show

President's Notes — Trudy Wallace

Officers & Committees

Officers

President

Trudy Wallace 940-886-8065

1st Vice President (Programs)

Trudy Wallace 940-886-8065

2nd Vice President

(Workshops)

Kathy Cremeens 940-696-1742 and

Melissa Collier 940-767-6968

3rd Vice President

Lucy Bonnin 580-479-5553

Treasurer

Jane Benson 940-704-6076

Secretary

Cheryl Neale 940-692-6708

Membership

Lucy Bonnin 817-821-1572

Committees

Comfort Quilts

Stephanie Siekierski 940-692-8806

Newsletter

Brenda Odom 940-696-2113 c940-781-7129

brenda.odom@sbcglobal.net

Quilt Show Chair

Audrey Bee 940-761-1018

WebMaster

Audrey Bee akbee@sbcglobal.net

Annual Yearbook

Melissa Taylor 940-691-1507

[Red River Quilters Home](http://www.redriverquilters.com)

www.redriverquilters.com

Hi Quilters,

I'm so thankful for the rain! The attendance at the last meeting was fantastic, so glad to see everyone.

Audrey Bee will present the August meeting program. Remember the Quilt Show entry forms including a photo are due at the August meeting. Audrey will be happy to answer all your questions about the quilt show at the August meeting.

Frances Brackeen will present Monterey Medallions for the August 16th workshop. It is a beautiful quilt.

Look forward to seeing everyone at the August meeting.

Trudy Wallace

Feel free to email or call me with any additions you may have for the Newsletter.

Also, I will try to take pictures of SHOW AND TELL and post on the Red River Quilt Facebook.

I encourage all of you with internet access to post your quilts and tips on the facebook page.

Brenda Odom

HAPPY BIRTHDAY !



August Members!**

Paula Ballard 8/22

Teresa Barnes 8/08

Lucy Bonnin 8/28

Debra Boring 8/29

Rita Dean 8/29

Shirley Rutherford 8/03

JoAnn Stone 8/26

Melissa Taylor 8/04

Darla Woodruff 8/07

Reminder:

The next RRQG meeting will be on **Monday, Aug. 4th at 6:30 p.m.** at Notre Dame Elementary

Cafeteria. Encourage your sewing friends to join us.

Also, please remember to put your chair up at the end of the meetings and pick up any trash you may have left. If you are not physically able to lift, please ask a fellow quilter or one of the officers for assistance

Quilted Comfort — Stephani Siekierski **

Having missed a few newsletters makes me wonder where I left off with Comfort Quilts. Since I was not able to get into print, I gave quilters a verbal thumbs-up at our last meeting for the fine response to the sort of “chain production” of comfort quilts, from the donation of fabrics to the final quilting and binding. My thanks to friends who stop by the Comfort Quilts table and take a quilt kit or a quilt top that needs quilting and binding, including Cheryl Neale, Cindy Simmons, Karen Walker, also Johnnie Mitchell, Frances Brackeen, and Kathy Cremeens.

In addition to quilt guild meetings, we had good attendance at Audrey Bee’s house today where she and Carolyn Miller masterfully put out a good spread of projects and fabric to work on for the Quilter’s Emporium table at our quilt show. Groups like this make getting to know other quilters better and more easily. At the next guild meeting, we have that group experience that makes it much easier to be friendly and to have much to talk about. Thanks for a yummy lunch as well Audrey. Stepping up to participate in guild happenings makes for a rewarding experience with the warmth of friendship we all wish for. Plus we get to show off our quilts.

At our monthly meeting, feel free to come over to the Comfort Quilts table. We have available easy quilt kits bagged and ready for a fast get-away, also quilts already stitched with backing and binding that are ready for quilting. Perhaps you can add binding to a quilt that just needs that finishing touch. Remember to contact me if you are quilting our quilts and would like batting as the Guild has batting available by the roll.

Stephani Siekierski

Upcoming Programs — Audrey Bee—Upcoming Quilt Show

Quilt Entry Forms are due at the August Guild Meeting. *Please remember to submit a picture or drawing of your quilt with your entry form.*

The August Guild meeting will be the quilt show. We will give you an overview (new members may not know what to expect) and tell you of the exciting new things we are doing. We will answer all your questions, then we will ask your help to cut, staple, tape, and punch holes in things that we need for the show. We will have all the supplies you need, so you don’t need to bring any. Last month we asked for sewing needles and old greeting cards or scrapbooking cardstock. If you have any you can donate, please bring those.

Advertisement

A Stitch In Time

CUSTOM EMBROIDERY
SEWING AND QUILTING CLASSES
Mon. - Fri. 10-6 Sat. 10-4

Darla & Leonard Woodruff

940-691-5575

4617 Brookdale Dr.
Wichita Falls TX 76310

FREE GIFT with

\$50.00 Purchase!!!

Must present coupon

Upcoming Workshops — Kathy and Melissa **

The July workshop was canceled due to a work conflict for our instructor, Kathleen Roseboom. The comfort quilt group was unfortunately unable to take the July 19th meeting place. There are so many on vacations during the summer months it has been hard to fill some of the workday/workshops. There have also been several health issues that have changed the plans for many wanting to attend workshops. There is a bylaw for a minimum of 5 participates to make a workshop, please sign up to attend so our workshops make. The instructors do a lot of work in preparation for a successful workshop.

August 16th-Monterrey Medallions by Frances Brackeen

Frances Brackeen will present Monterrey Medallions for the August 16th workshop. It is a beautiful quilt and should be great fun to complete. Please sign up at the August 4th meeting to reserve your space for this workshop. Frances is an extraordinary teacher; we will learn so many things that will help us in our quilting journey. Copies of the pattern will be provided at the August 4th meeting.

September 20th-"Kathleen's Choice" by Kathleen Roseboom

Kathleen Roseboom will be our September 20th instructor. She will present "Kathleen's Choice" which I am sure will be amazing. Kathleen will have more information in August.

There will not be a workshop in October due to the Quilt Show. Please mark your calendars for these quality workshops in August and September. As has been said before, we are so blessed to have willing knowledgeable members to teach us the art of quilting. Thank you to all!!

Happy Quilting – Kathy and Melissa

Show and Tell

Lucy Bonnin-Horse Birthday Quilt

Jean Swinney-Diamond Squares Quilt and 3 Baby Quilts

Dinah Redmon-Brown Bargello Quilt and Mini Brown Bargello Quilt

Janis RuBane-Movie Cat Quilt

Frances Brackeen-Totally Decaffeinated Quilt

Carolyn Miller-Quilt Top and Clothespin Holder

Kathy Cremeens-Baby Quilt and Comfort Quilt

Melissa Collier-Comfort Quilt

Cheryl Neale and Ruth Lavy-4 Comfort Quilts

Donna Wells-Tile Tango Quilt and Star Strata Table

Melissa Taylor-3 Children's Quilts and King Puzzle Quilt



July 7, 2014 Minutes

President Trudy Wallace called the meeting to order at 6:59 PM. A motion was made by Melissa Collier and seconded by Sherry Lalk to approve the minutes as posted on the tables. The motion passed. The Treasurer's Report was not available because it was not in the newsletter. It will be available next month.

Melissa Collier stated that the July Workshop has been canceled. The August 16th Monterrey Medallions taught by Francis Brackeen. The book is out of print, so copies will be made for the workshop participants. The quilt has an easy version and a harder version. The September 20th workshop will be taught by Kathleen Roseboom.


Stephani Sierkierski reported that 30 quilts have been given to Patsy's House since she took over the comfort quilts. A like number has been given to the Red Cross. Stephani said that the comfort quilts are special because of the number of members who work together to make the quilts. She reported that comfort quilts kits are available and she has several quilt tops that need to be quilted. Also, Stephani has batting bought by the guild available for the comfort quilts. She is usually at A Stitch in Time on Wednesday's and can bring the batting to Darla's shop for quilters to pick up.

Audrey Bee, Chairperson for the Guild Quilt Show, stated that she had been asking for a website so that the Quilt Show would be better publicized. After being promised a website for several months and it not being done, she had her nephew construct a website for the guild. Her nephew spent 50 hours putting the website together. Audrey paid him \$10 an hour and asked for reimbursement. A motion was made by Francis Brackeen and seconded by numerous members to reimburse Audrey. The motion passed. A motion was made by Linda Salmon and seconded by several people to pay the annual fee of \$12 to maintain the website. Erica Plank, a quilt designer, contacted Audrey through the website offering to do a program for the Guild in January. Audrey passed around a paper with Ms. Plank's designs and asked us to check yes or no if we were interested. The August program will be on the quilt show. We will be making items for the show. Several items are needed for the quilt show including coffee cans, card stock, and old greeting cards. Read more in Audrey's quilt show article. The Quilter's Emporium, the new name for the Guild booth, will have a work day on Tuesday, July 15th house. E-mail her for directions to her studio. Lunch will be provided. Tote bags have been made for the vendors. If you would like one for yourself, you may order one for \$7. Please talk about the quilt show to publicize it as much as we can. Forms for the quilt show are due at the next meeting in August. If you do not make the meeting, make sure your forms are postmarked by the Saturday after the meeting. Keep working on your miniature quilts and quilt blocks. Turn in your requests for quilt appraisals. There are 14 vendors signed up for the quilt show. Over 271 fat quarters have been donated so far, so we will raffle at least 3 baskets. Aquilla Miranda-Carillo will be signing up volunteers today and next month. Brenda Odom volunteered to do the newsletter. Ann Wyatt is unable to do the newsletter anymore, because of health issues.

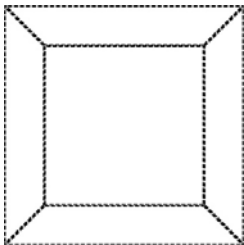
Submitted by Cheryl Neale, Secretary

Guild Block -- 2014 Quilt Show

The guild block for 2014 will represent our membership. The focus of the block should be something that depicts you or something you like. It can be cats, dogs, ice cream, food, bees, anything you want. The focus fabric will be framed by a coordinating light and dark fabric. Some examples are:



The block will be 12" finished, quilted and bound. The center block will be 8" finished and will have a 2" split frame around it. If you can make a mitered corner, make the first version. If you cannot make a mitered corner, make the second version using half square triangles. After completing your block, add backing and batting, quilt and bind. If you wish, add your name to the front of the block, perhaps somewhere in the border.



After completing your block, add backing and batting, quilt and bind.

If you wish, add your name to the front of the block, perhaps somewhere in the border.

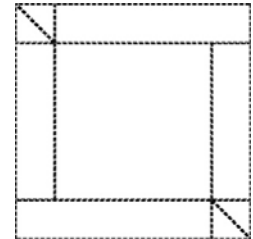
Mitered Corner Version:

Focus fabric: Cut one at 8-1/2" x 8-1/2" square

Dark fabric: Cut 2 strips at 2-1/2" x 14"

Light fabric: Cut 2 strips at 2-1/2" x 14"

Sew the dark strips on the left and the bottom.



Half Square Triangle Version:

Focus Fabric: Cut one at 8-1/2" x 8-1/2" square

Dark and light fabrics (cut each)

Cut 1 strip at 2-1/2" x 8-1/2"

Cut 1 strip at 2-1/2" x 10-1/2"

Cut 1 square at 3" (or 2-7/8")

Sew

dark 2-1/2" x 8-1/2" strip to left side of focus block

light 2-1/2" x 8-1/2" strip to right side of focus block

Half Square Triangle Version, con't.

HSQ

Draw a diagonal line on the light 3" square

Place 3" light and 3" dark right sides together

Sew 1/4" on each side on the line. Cut on the line.

Makes 2 HSQ

Press to the dark. Trim to 2-1/2" square.

Sew 1 HSG to left side of light 10-1/2" strip, light fabric to light fabric and dark fabric on bottom side.

Sew to top of block

Sew 1 HSQ to right side of dark 10-1/2" strip, dark

fabric to dark fabric and light fabric on the top. Sew to bottom of block.

Mini Quilts Auction

A miniature quilt is not just a small quilt, but a miniature version of a larger quilt. The outside perimeter is not to exceed 100" and the blocks of a pieced miniature must not exceed 4". It can be either hand-quilted or machine-quilted.

Entrant's Name _____

City, State _____

Area Code/Phone Number _____

Quilt Size Length _____ Width _____

Name of Quilt _____

Pieced by _____

Quilted by _____

Bound by _____

Description of Design _____

**Give information to help
the auctioneer describe**

Purchased by _____ Amount Paid _____

Complete the form and turn it in with your miniature quilt to Jayne Wiist.

Quilt Show Report — Audrey Bee — August 2014

QUILTING IN THE FALLS

October 3- 4, 2014

The Quilt Show Committee is busy working on the final touches of the details of the show. The quilt show will be here in two short months!

Quilt Entry Forms are due at the August Guild Meeting. *Please remember to submit a picture or drawing of your quilt with your entry form.* If you are unable to attend the meeting, please get them in the mail by Saturday, August 9. If mailing, please mail them to Audrey Bee, 821 N Saratoga Trail, Wichita Falls, TX 76310. If you need the forms, you can print them from the web site WichitaFallsQuiltGuild.org or you can email me and I'll email you a copy.

Also, please bring your other items for the quilt show: Guild Block (if you haven't already turned it in), Miniature Quilt for the auction, fat quarters, craft items to sell at the *Quilters' Emporium*, and door prize item if you wish to donate one (must be new).

At the Guild meeting there will be tables for you to turn in your items and to sign up to volunteer to work at the quilt show. Look for the signs on the table that tell you where the different stations are.

The August Guild meeting will be the quilt show. We will give you an overview (new members may not know what to expect) and tell you of the exciting new things we are doing. We will answer all your questions, then we will ask your help to cut, staple, tape, and punch holes in things that we need for the show. We will have all the supplies you need, so you don't need to bring any. Last month we asked for sewing needles and old greeting cards or scrapbooking cardstock. If you have any you can donate, please bring those.

Six members showed up at the Sew-In for the Quilter's Emporium on July 15. Some cute items were made, but we still need more. Please continue working on your crafts and bring them to the August meeting.

Publicity is critical and is everyone's responsibility. We can have the best quilt show, but it means nothing if we don't get people to come. Please help spread the word about our quilt show.

Spread the word:

Tell your friends. Tell quilt shops. Tell quilt guilds. Tell quilt shows. Tell your neighbors.

Tell your co-workers. Tell your enemies. Tell everyone!

To have a successful quilt show we need to have a lot of attendees. Help spread the word

If you need flyers, bookmarks or business cards, contact Jane Benson or me.

The next meeting will be Monday, August 18 at 6:00 at Studio Bee. The meeting is open to everyone.

Respectfully submitted,

Audrey Bee, 940-761-1018, akbee@sbcglobal.net

Treasure's Report June, 2014	Comfort Quilts	Education Fund	General Fund	Library Fund	Quilt Show Fund	Total
Income	\$966.30	\$5,039.97	\$6,633.93		\$5,983.00	\$18,578.20
Silent Auction			\$430.00			\$430.00
Membership						
Ads					\$50.00	
Donation Quilt						\$50.00
Vendors for quilt					\$357.50	\$357.50
Total Income	\$966.30	\$5,039.97	\$7063.97		\$6,345.50	\$19,419.70

Club Expenses	Comfort Quilts	Education Fund	General Fund	Quilt Show Fund	Total
Storage Area					
Church Rent					
Printing-Fed EX			\$25.00		\$25.00
Bank Fees			\$14.00		\$14.00
Membership Gifts					
Newsletter Printing-Donna McDonald			\$46.62		\$46.62
Stamps				\$7.35	\$7.35
Quilt Show Supplies-Audrey Bee pp				\$78.36	\$78.36
Total Expenses			\$85.62	\$85.71	\$171.33
Ending Balance	\$966.30	\$5,039.97	\$6,978.31	\$6,259.79	\$16,892.71



FREE Smart Phone/Tablet App from RK!!!!!!!

QuiltCalc—Calculates yardage for blocks, binding, backing, batting, borders-up to 4. Easy to use and FREE!!!
Number of strips for borders and binding, etc.

REMINDERS FOR August MEETING

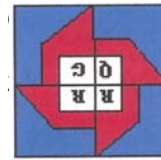
- * **Volunteers are needed** for the quilt show. Audrey Bee will give the update at the July meeting.
- * Please donate fat quarters for the **Fat Quarters Baskets** raffle.
- * Please email your **Newsletter submissions in by the 15th monthly to:**
brenda.odom@sbcglobal.net

Follow us on Facebook
www.WichitaFallsQuiltGuild.org

76308
Wichita Falls, TX

P.O. Box 9484

**Red River Quilters
Guild**



The Red River Quilters Guild meets on the first
Monday of each month. Registration starts at
6:30pm and the meeting begins **at 7:00 p.m.** Drinks
and snacks are provided. Meetings are held **at Notre
Dame
Elementary School Cafeteria, 2128 Lansing Blvd.**



Follow us on Facebook

Facebook Page

<https://www.facebook.com/pages/Red-River-Quilters-Guild/>

Advertising Rates

Size	1 Month
1/4 page	\$7.50
1/2 page	\$15.00
Full page	\$25.00